

The background is a light teal color with various school-related illustrations. In the top left, there's a green rectangular object with a white vertical bar. To its right is a green curved arrow pointing left. In the top right corner, a portion of a white sheet of paper with horizontal lines is visible. On the left side, there are three green chevron-like shapes pointing downwards. At the bottom left, a yellow triangular object is partially shown. At the bottom right, a blue pen with a silver clip is angled upwards. A green wavy line is also present near the bottom center.

Back to School Night

2nd Grade at Soaring Heights PK-8

Meet the Teachers!

Cyrus Weinberger, Principal



Mrs. Ivener | Mrs. Olier | Ms. Gaebler | Ms. Sanders | Mrs. Eisenach

Standard Response Protocol

SRP

- Hold
- Secure
- Lockdown
- Evacuate
- Shelter

Monthly Drills

Always check-in at the office

Safety features of the building

IN AN EMERGENCY TAKE ACTION



HOLD! In your room or area. Clear the halls.

STUDENTS

Clear the hallways and remain in room or area until the "All Clear" is announced
Do business as usual

ADULTS

Close and lock the door
Account for students and adults
Do business as usual



SECURE! Get inside. Lock outside doors.

STUDENTS

Return to inside of building
Do business as usual

ADULTS

Bring everyone indoors
Lock outside doors
Increase situational awareness
Account for students and adults
Do business as usual



LOCKDOWN! Locks, lights, out of sight.

STUDENTS

Move away from sight
Maintain silence
Do not open the door

ADULTS

Recover students from hallway if possible
Lock the classroom door
Turn out the lights
Move away from sight
Maintain silence
Do not open the door
Prepare to evade or defend



EVACUATE! (A location may be specified)

STUDENTS

Leave stuff behind if required to
If possible, bring your phone
Follow instructions

ADULTS

Lead students to Evacuation location
Account for students and adults
Notify if missing, extra or injured students or adults



SHELTER! Hazard and safety strategy.

STUDENTS

Use appropriate safety strategy for the hazard

Hazard

Tornado
Hazmat
Earthquake
Tsunami

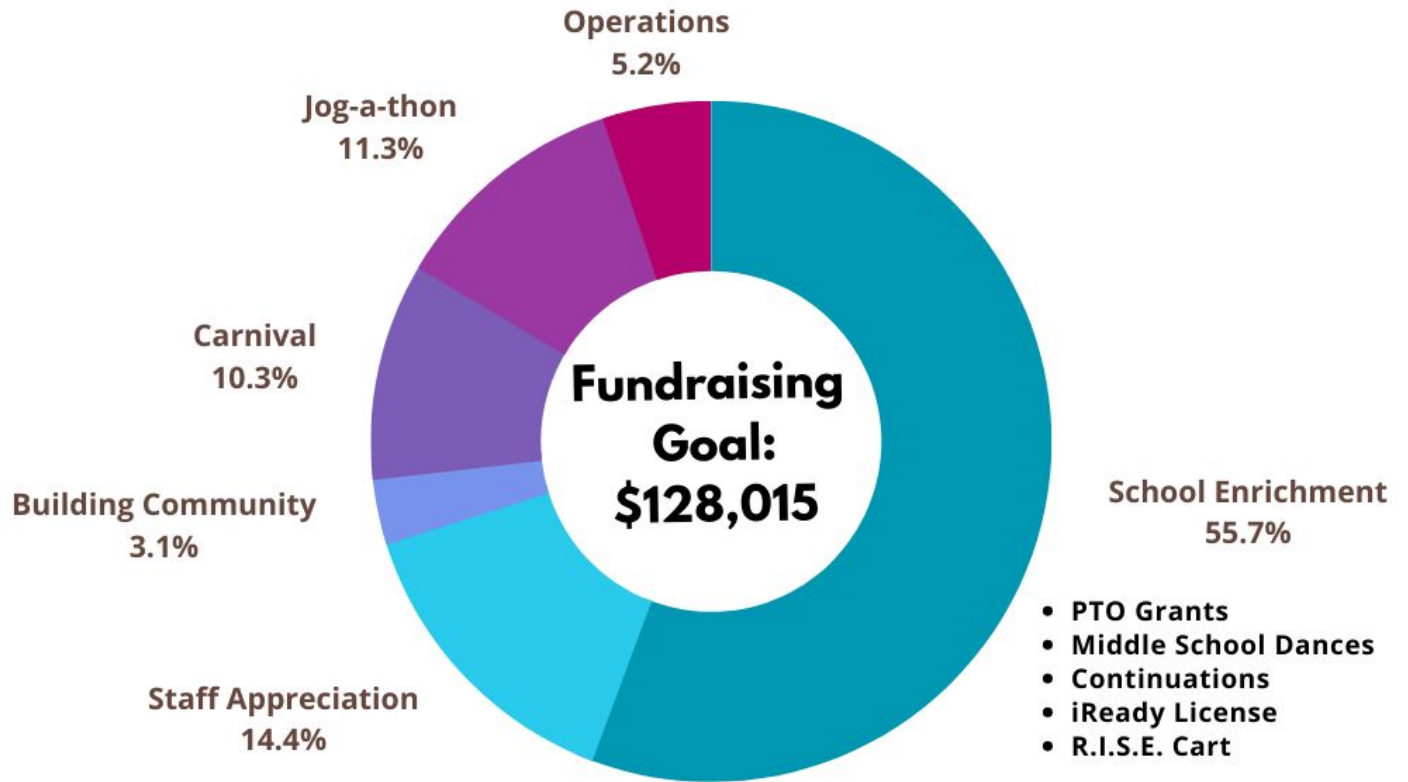
Safety Strategy


Evacuate to shelter area
Seal the room
Drop, cover and hold
Get to high ground

ADULTS

Lead safety strategy
Account for students and adults
Notify if missing, extra or injured students or adults

PTO





*** VOLUNTEERS WANTED!**

*** FIRST MEETING: SEPTEMBER 13TH, 6:15PM**

*** JOG-A-THON: SEPTEMBER 22ND**

INNOVATION

During Innovation Time, students will be participating in a series of hands-on, pupil driven activities using the lens of neuroscience and design thinking.

Students will use the design thinking process to create solutions for real-world problems within the module theme.

Each grade level will get to go on an Innovation field trip! In the past, we have visited the Aquarium, Denver Museum of Nature & Science, the Zoo and many more.

THEMES:

1. Introduction
2. Ocean
3. Space
4. Land



Our Daily Schedule

8:05 **Soft Start**

8:25 **Attendance**

8:30 **Movement**

8:50 **Literacy**

9:35 **Innovation**

10:15 **Literacy**

11:00 **Lunch & Recess**

11:45 **Transition**

12:05 **Specials**

12:50 **Math** 

1:55 **Snack & Recess**

2:10 **Science & Social Studies**

3:00 **Literacy** 

3:25 **Dismissal**



Movement Activities

We plan to be outside as much as possible!

Soaring Heights Walk

Eagle Run

Field Relays

Circuit Running

Jump Rope

All School Movement



We will still do classroom movement when we have to be inside due to weather.

Group Games

Go Noodle

Activity Stations

What will we learn this year?

Reading

- We focus on strategies for reading multi-syllable words.
- We are starting the transition from *learning to read* into *reading to learn* by using comprehension strategies.

Writing

- We apply our learning about multi-syllable words to our writing.
- We practice writing in three genres: narrative stories, opinion/persuasive, and informational.

Math

- Our biggest focus is on strategies to add and subtract within 100.
- We also practice working with time and money, measuring length, creating graphs, and exploring shapes.

and more!

Science:

- Plant & Animal Adaptations
- States of Matter
- Earth Science

Social Studies:

- Social-Emotional Awareness
 - Personal Financial Literacy
 - History
 - Resource Scarcity
- 



Mrs. Ross

Reading Interventionist

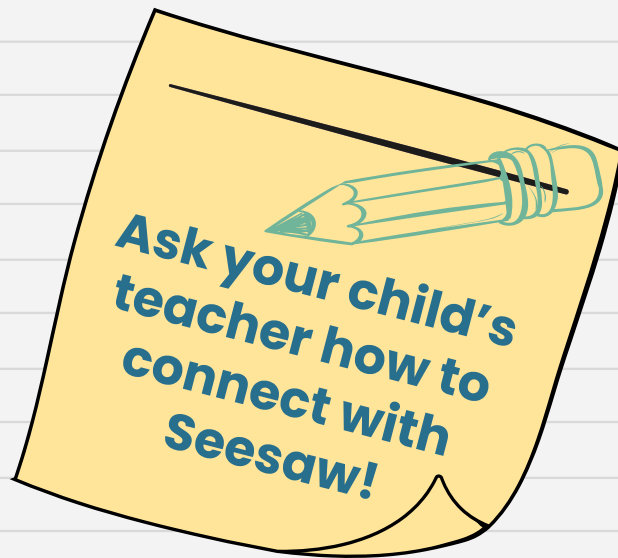


Technology



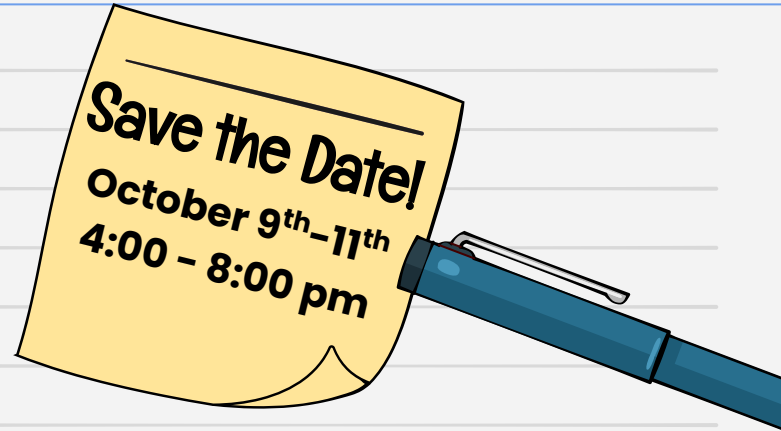
We will upload our published digital work to **Seesaw** periodically.

Stay updated throughout the year by connecting to Seesaw using a code!



Goal-Setting Conferences

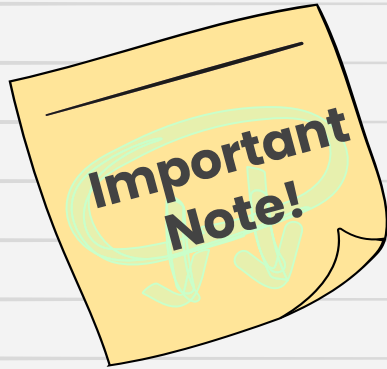
**We will work together
(teacher, parent, and
student) to set goals
for our learning in
second grade.**



Think about setting goals for...

- **Reading**
- **Writing**
- **Math**
- **Behavior**

Assessments



An assessment is just one teacher tool that provides a snapshot of your child's skills. We use many different tools to determine next steps for your child.

>>> i-Ready

- ☒ Reading and Math
- ☒ Diagnostic assessment 3 times each year (beginning, middle, and end)
- ☒ Monthly progress monitoring

>>> End-of-Unit Assessments

- ☒ Reading, Writing, Math
- ☒ Gauge student growth
- ☒ Set goals for future learning

Food Policies



Daily Reminders



We eat snack each day.
Please send one
healthy snack.




Please send a water
bottle every day!



Celebrations

We celebrate birthdays by recognizing students in the classroom.



Per school policy, food is *not* allowed for birthday celebrations. We also ask you not to send goodie bags, so that we can celebrate everyone fairly.

We also hold two holiday celebrations each year for Halloween and Valentine's Day. We will provide more information as these dates get closer!

Communication



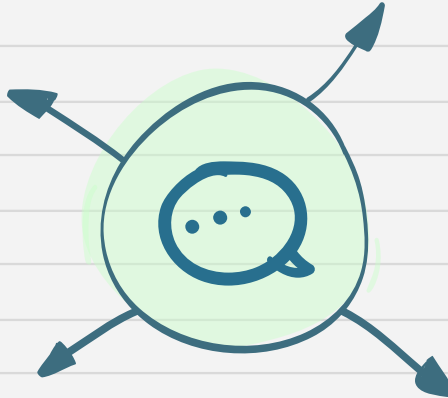
Newsletters

- Brief weekly newsletter from your teacher



Email

When you contact your teacher by email, please expect a response within 48 hours.



During the Day...

Please call the office for

- Emergencies
- Messages for students
- Changes in pick-up plans

Reach Out!

Please don't hesitate to call or email your teacher!

Thank you!

**Now, please come join us in our
classrooms!**

